

# **UPRIGHT CHILLER RANGE**



# HRW-77MS4 / LS4

## TECHNICAL SPECIFICATIONS

Gross Volume:	<b>628 Liters</b>
Net Weight:	<b>116 Kg</b>
External Dimensions (with 150mm leg):	<b>700 (W) x 818 (D) x 2050 (H)</b>
Internal dims (mm):	<b>596 (W) x 700 (D) x 1505 (H)</b>
Temperature Range:	<b>-2°C to 12°C</b>
Shelf:	<b>4 nos. of shelves</b>
Refrigerant:	<b>R134A / 245 gram</b>
Power Supply:	<b>230V AC / 50Hz</b>
Heat Rejection:	<b>0.641 kW</b>
Temperature control:	<b>Electronic</b>

## FEATURES

*Special coated evaporator for long life | Cleanable and replaceable door gasket  
Perfect defrost for efficient cooling | Customer friendly design*

## NOTE

*Input voltage should be  $\pm 6\%$  | Operation condition 5°C to 43°C*

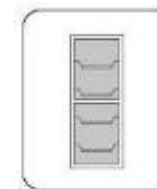
## Product Variation



**BASIC  
MODEL**




**HALF  
GLASS**



**GN  
SUITABLE**



**BASIC  
LONG DOOR**



**LONG DOOR  
GN SUITABLE**



# HRW-127MS4 / LS4

## TECHNICAL SPECIFICATIONS

Gross Volume:	<b>1119 Liters</b>
Net Weight:	<b>168 Kg</b>
External Dimensions (with 150mm leg):	<b>1200 (W) x 818 (D) x 2050 (H)</b>
Internal dims (mm):	<b>1076 (W) x 690 (D) x 1495 (H)</b>
Temperature Range:	<b>-2°C to 12°C</b>
Shelf:	<b>8 nos. of shelves</b>
Refrigerant:	<b>R134A / 370 gram</b>
Power Supply:	<b>230V AC / 50Hz</b>
Heat Rejection:	<b>1.452 kW</b>
Temperature control:	<b>Electronic</b>

## FEATURES

*Special coated evaporator for long life | Cleanable and replaceable door gasket  
Perfect defrost for efficient cooling | Customer friendly design*

## NOTE

*Input voltage should be  $\pm 6\%$  | Operation condition 5°C to 43°C*

## Product Variation



**BASIC  
MODEL**



**BASIC  
LONG DOOR**

# HRW-147MS4 / LS4

## TECHNICAL SPECIFICATIONS

Gross Volume:	<b>1365 Liters</b>
Net Weight:	<b>181 Kg</b>
External Dimensions (with 150mm leg):	<b>1400 (W) x 818 (D) x 2050 (H)</b>
Internal dims (mm):	<b>1296 (W) x 700 (D) x 1505 (H)</b>
Temperature Range:	<b>-2°C to 12°C</b>
Shelf:	<b>8 nos. of shelves</b>
Refrigerant:	<b>R134A / 370 gram</b>
Power Supply:	<b>230V AC / 50Hz</b>
Heat Rejection:	<b>1.452 kW</b>
Temperature control:	<b>Electronic</b>

## FEATURES

*Special coated evaporator for long life | Cleanable and replaceable door gasket  
Perfect defrost for efficient cooling | Customer friendly design*

## NOTE

*Input voltage should be  $\pm 6\%$  | Operation condition 5°C to 43°C*

## Product Variation




**BASIC  
MODEL**



**HALF  
GLASS**



**GN  
SUITABLE**



**BASIC  
LONG DOOR**



**LONG DOOR  
GN SUITABLE**



# **UPRIGHT FREEZER RANGE**



# HFW-77MS4-IC / LS4-IC

## TECHNICAL SPECIFICATIONS

Gross Volume:	<b>628 Liters</b>
Net Weight:	<b>122 Kg</b>
External Dimensions (with 150mm leg):	<b>700 (W) x 818 (D) x 2050 (H)</b>
Internal dims (mm):	<b>596 (W) x 700 (D) x 1505 (H)</b>
Temperature Range:	<b>-7°C to -25°C</b>
Shelf:	<b>4 nos. of shelves</b>
Refrigerant:	<b>R404A / 380 gram</b>
Power Supply:	<b>230V AC / 50Hz</b>
Heat Rejection:	<b>1.113 kW</b>
Temperature control:	<b>Electronic</b>

## FEATURES

*Special coated evaporator for long life | Cleanable and replaceable door gasket  
Perfect defrost for efficient cooling | Customer friendly design*


## NOTE

*Input voltage should be  $\pm 6\%$  | Operation condition 5°C to 43°C*

## Product Variation



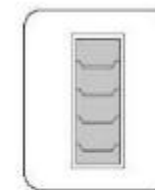
**BASIC  
MODEL**



**GN  
SUITABLE**



**BASIC  
LONG DOOR**



**LONG DOOR  
GN SUITABLE**



# HFW-127MS4-IC / LS4-IC

## TECHNICAL SPECIFICATIONS

Gross Volume:	<b>1119 Liters</b>
Net Weight:	<b>178 Kg</b>
External Dimensions (with 150mm leg):	<b>1200 (W) x 818 (D) x 2050 (H)</b>
Internal dims (mm):	<b>1076 (W) x 690 (D) x 1495 (H)</b>
Temperature Range:	<b>-7°C to -25°C</b>
Shelf:	<b>8 nos. of shelves</b>
Refrigerant:	<b>R404A / 660 gram</b>
Power Supply:	<b>230V AC / 50Hz</b>
Heat Rejection:	<b>2.372 kW</b>
Temperature control:	<b>Electronic</b>

## FEATURES

*Special coated evaporator for long life | Cleanable and replaceable door gasket  
Perfect defrost for efficient cooling | Customer friendly design*

## NOTE

*Input voltage should be  $\pm 6\%$  | Operation condition 5°C to 43°C*

## Product Variation



**BASIC  
MODEL**



**BASIC  
LONG DOOR**



# HFW-147MS4-IC / LS4-IC

## TECHNICAL SPECIFICATIONS

Gross Volume:	<b>1365 Liters</b>
Net Weight:	<b>189 Kg</b>
External Dimensions (with 150mm leg):	<b>1400 (W) x 818 (D) x 2050 (H)</b>
Internal dims (mm):	<b>1296 (W) x 700 (D) x 1505 (H)</b>
Temperature Range:	<b>-7°C to -25°C</b>
Shelf:	<b>8 nos. of shelves</b>
Refrigerant:	<b>R404A / 660 gram</b>
Power Supply:	<b>230V AC / 50Hz</b>
Heat Rejection:	<b>2.372 kW</b>
Temperature control:	<b>Electronic</b>

## FEATURES

*Special coated evaporator for long life | Cleanable and replaceable door gasket  
Perfect defrost for efficient cooling | Customer friendly design*


## NOTE

*Input voltage should be  $\pm 6\%$  | Operation condition 5°C to 43°C*


## Product Variation




**BASIC  
MODEL**



**GN  
SUITABLE**



**BASIC  
LONG DOOR**



**LONG DOOR  
GN SUITABLE**



# **UPRIGHT COMBI MODELS**



# HRFW-77MS4 / LS4

## TECHNICAL SPECIFICATIONS

Gross Volume:	<b>Freezer: 305 Liters</b>
	<b>Chiller: 305 Liters</b>
Net Weight:	<b>130 Kg</b>
External Dimensions (with 150mm leg):	<b>700 (W) x 818 (D) x 2050 (H)</b>
Internal dims (mm):	<b>596 (W) x 700 (D) x 1505 (H)</b>
Temperature Range:	<b>Freezer: -16°C to -23°C</b>
	<b>Chiller: -2°C to 12°C</b>
Shelf:	<b>4 nos. of shelves</b>
Refrigerant:	<b>R404A / 380 gram</b>
Power Supply:	<b>230V AC / 50Hz</b>
Heat Rejection:	<b>1.113 kW</b>
Temperature control:	<b>Electronic</b>

## FEATURES

*Special coated evaporator for long life | Cleanable and replaceable door gasket  
Perfect defrost for efficient cooling | Customer friendly design*

## NOTE

*Input voltage should be  $\pm 6\%$  | Operation condition 5°C to 43°C*

## Product Variation



**BASIC  
MODEL**



# HRFW-127MS4 / LS4

## TECHNICAL SPECIFICATIONS

Gross Volume:	<b>Freezer: 510 Liters</b>
	<b>Chiller: 510 Liters</b>
Net Weight:	<b>231 Kg</b>
External Dimensions (with 150mm leg):	<b>1200 (W) x 818 (D) x 2050 (H)</b>
Internal dims (mm) (each section):	<b>494 (W) x 690 (D) x 1495 (H)</b>
Temperature Range:	<b>Freezer: -7°C to -25°C</b>
	<b>Chiller: -2°C to 12°C</b>
Shelf:	<b>8 nos. of shelves</b>
Refrigerant:	<b>Freezer: R404A / 330 gram</b>
	<b>Chiller: R404A / 215 gram</b>
Power Supply:	<b>230V AC / 50Hz</b>
Heat Rejection:	<b>Freezer: 1.113 kW</b>
	<b>Chiller: 0.641kW</b>
Temperature control:	<b>Electronic</b>

## FEATURES

*Special coated evaporator for long life | Cleanable and replaceable door gasket  
Perfect defrost for efficient cooling | Customer friendly design*

## NOTE

*Input voltage should be  $\pm 6\%$  | Operation condition 5°C to 43°C*

## Product Variation

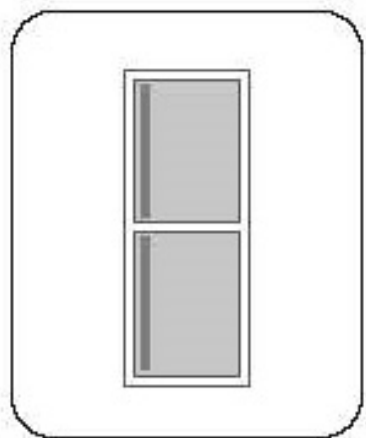


**BASIC  
MODEL**

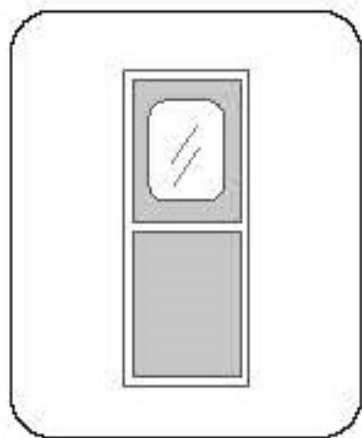


**BASIC  
LONG DOOR**

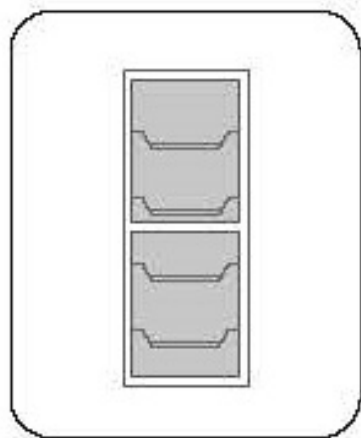
**PRODUCT  
VARIATIONS  
UPRIGHT MODELS**




**BASIC  
MODEL**



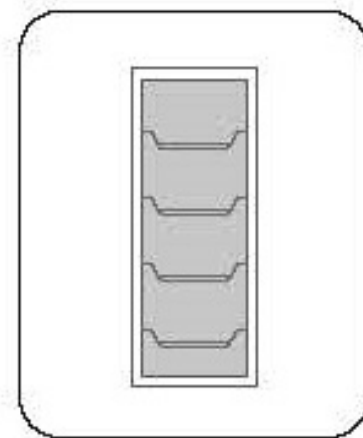
**HALF  
GLASS**



**GN  
SUITABLE**

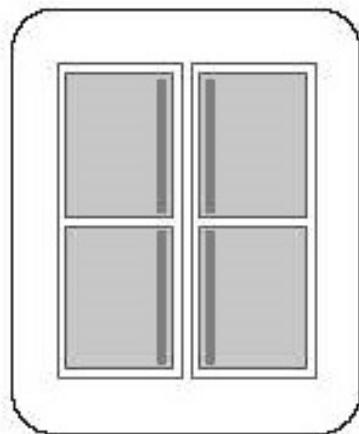


**BASIC  
LONG DOOR**

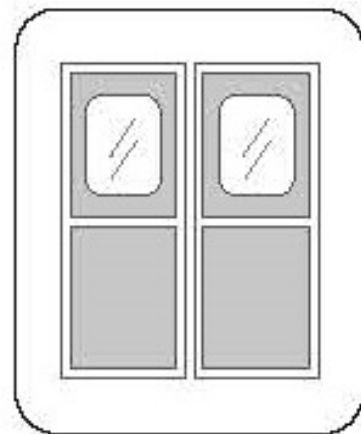


**LONG DOOR  
GN SUITABLE**

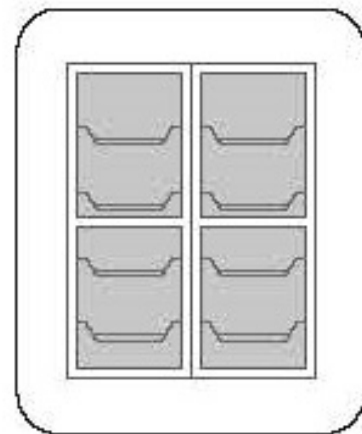




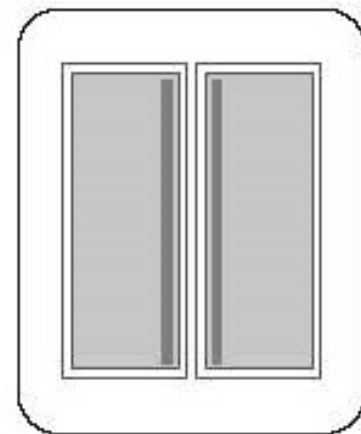
**BASIC  
MODEL**



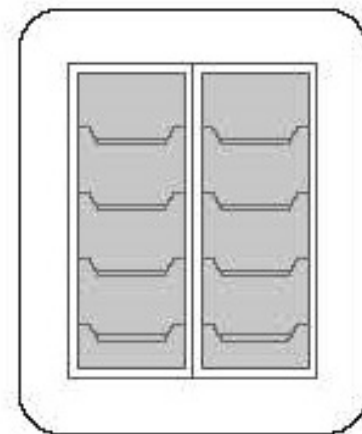
**HALF  
GLASS**



**GN  
SUITABLE**



**BASIC  
LONG DOOR**



**LONG DOOR  
GN SUITABLE**



# **UNDER COUNTER CHILLER RANGE**

# RTW-70MS4 / LS4

## TECHNICAL SPECIFICATIONS

Gross Volume:	<b>172 Liters</b>
Net Weight:	<b>62 Kg</b>
External Dimensions (with 150mm leg):	<b>700 (W) x 750 (D) x 850 (H)</b>
Internal dims (mm):	<b>578 (W) x 630 (D) x 588 (H)</b>
Temperature Range:	<b>-2°C to 12°C</b>
Shelf:	<b>2 nos. of shelves</b>
Refrigerant:	<b>R134A / 155 gram</b>
Power Supply:	<b>230V AC / 50Hz</b>
Heat Rejection:	<b>0.45 kW</b>
Temperature control:	<b>Electronic</b>


## FEATURES

*Special coated evaporator for long life | Cleanable and replaceable door gasket  
Perfect defrost for efficient cooling | Customer friendly design*


## NOTE

*Input voltage should be  $\pm 6\%$  | Operation condition 5°C to 43°C*

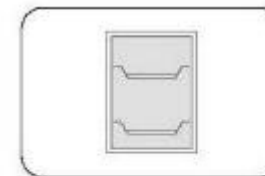
## Product Variation



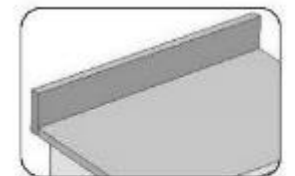
**BASIC MODEL**



**WITH GLASS**



**GN SUITABLE**



**WITH SPLASH  
BACK TOP 150mm**





# RTW-120MS4 / LS4

## TECHNICAL SPECIFICATIONS

Gross Volume:	<b>305 Liters</b>
Net Weight:	<b>98 Kg</b>
External Dimensions (with 150mm leg):	<b>1200 (W) x 750 (D) x 850 (H)</b>
Internal dims (mm):	<b>832 (W) x 630 (D) x 588 (H)</b>
Temperature Range:	<b>-2°C to 12°C</b>
Shelf:	<b>4 nos. of shelves</b>
Refrigerant:	<b>R134A / 260 gram</b>
Power Supply:	<b>230V AC / 50Hz</b>
Heat Rejection:	<b>0.56 kW</b>
Temperature control:	<b>Electronic</b>



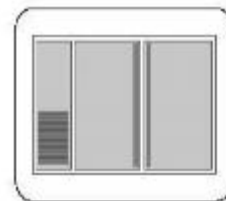
## FEATURES

*Special coated evaporator for long life | Cleanable and replaceable door gasket  
Perfect defrost for efficient cooling | Customer friendly design*

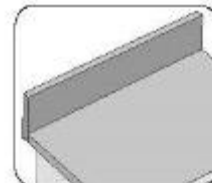
## NOTE

*Input voltage should be  $\pm 6\%$  | Operation condition 5°C to 43°C*

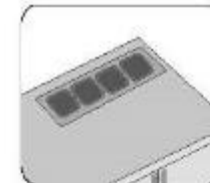
## Product Variation




**BASIC MODEL**



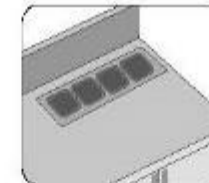
**WITH SPLASH  
BACK TOP 150mm**




**PREP. TABLE  
SINGLE ROW**



**PREP. TABLE  
DOUBLE ROW**



**PREP. TABLE SINGLE  
ROW WITH SB**



**PREP. TABLE DOUBLE  
ROW WITH SB**

# RTW-126MS4 / LS4

## TECHNICAL SPECIFICATIONS

Gross Volume:	<b>232 Liters</b>
Net Weight:	<b>87 Kg</b>
External Dimensions (with 150mm leg):	<b>1200 (W) x 600 (D) x 850 (H)</b>
Internal dims (mm):	<b>832 (W) x 480 (D) x 588 (H)</b>
Temperature Range:	<b>-2°C to 12°C</b>
Shelf:	<b>4 nos. of shelves</b>
Refrigerant:	<b>R134A / 260 gram</b>
Power Supply:	<b>230V AC / 50Hz</b>
Heat Rejection:	<b>0.56 kW</b>
Temperature control:	<b>Electronic</b>



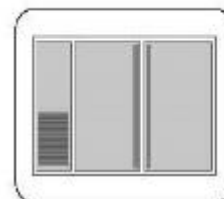
## FEATURES

*Special coated evaporator for long life | Cleanable and replaceable door gasket  
Perfect defrost for efficient cooling | Customer friendly design*

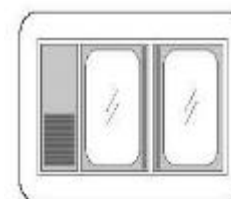
## NOTE

*Input voltage should be  $\pm 6\%$  | Operation condition 5°C to 43°C*

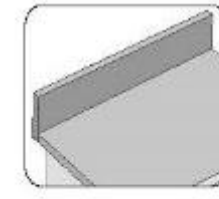
## Product Variation



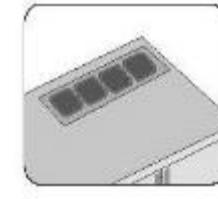
**BASIC MODEL**



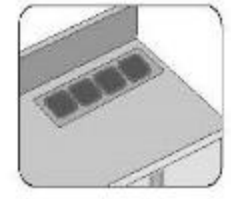
**WITH GLASS**



**WITH SPLASH  
BACK TOP 150mm**



**PREP. TABLE  
SINGLE ROW**



**PREP. TABLE SINGLE  
ROW WITH SB**

# RTW-150MS4 / LS4

## TECHNICAL SPECIFICATIONS

Gross Volume:	<b>415 Liters</b>
Net Weight:	<b>112 Kg</b>
External Dimensions (with 150mm leg):	<b>1500 (W) x 750 (D) x 850 (H)</b>
Internal dims (mm):	<b>1132 (W) x 630 (D) x 588 (H)</b>
Temperature Range:	<b>-2°C to 12°C</b>
Shelf:	<b>4 nos. of shelves</b>
Refrigerant:	<b>R134A / 260 gram</b>
Power Supply:	<b>230V AC / 50Hz</b>
Heat Rejection:	<b>0.56 kW</b>
Temperature control:	<b>Electronic</b>



## FEATURES

*Special coated evaporator for long life | Cleanable and replaceable door gasket  
Perfect defrost for efficient cooling | Customer friendly design*


## NOTE

*Input voltage should be  $\pm 6\%$  | Operation condition 5°C to 43°C*

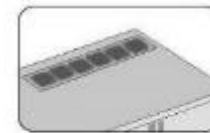
## Product Variation




**BASIC MODEL**



**WITH SPLASH  
BACK TOP 150mm**



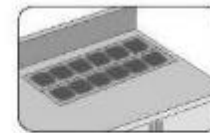
**PREP. TABLE  
SINGLE ROW**



**PREP. TABLE  
DOUBLE ROW**



**PREP. TABLE SINGLE  
ROW WITH SB**



**PREP. TABLE DOUBLE  
ROW WITH SB**

# RTW-156MS4 / LS4

## TECHNICAL SPECIFICATIONS

Gross Volume:	<b>315 Liters</b>
Net Weight:	<b>102 Kg</b>
External Dimensions (with 150mm leg):	<b>1500 (W) x 600 (D) x 850 (H)</b>
Internal dims (mm):	<b>1132 (W) x 480 (D) x 588 (H)</b>
Temperature Range:	<b>-2°C to 12°C</b>
Shelf:	<b>4 nos. of shelves</b>
Refrigerant:	<b>R134A / 260 gram</b>
Power Supply:	<b>230V AC / 50Hz</b>
Heat Rejection:	<b>0.56 kW</b>
Temperature control:	<b>Electronic</b>



## FEATURES

*Special coated evaporator for long life | Cleanable and replaceable door gasket  
Perfect defrost for efficient cooling | Customer friendly design*

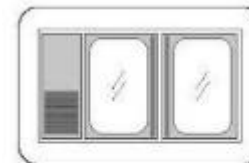
## NOTE

*Input voltage should be  $\pm 6\%$  | Operation condition 5°C to 43°C*

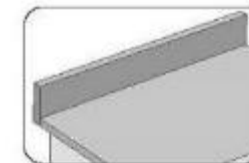
## Product Variation



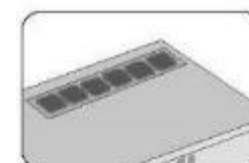
**BASIC MODEL**



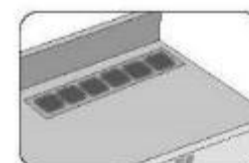
**WITH GLASS**



**WITH SPLASH  
BACK TOP 150mm**



**PREP. TABLE  
SINGLE ROW**



**PREP. TABLE SINGLE  
ROW WITH SB**

# RTW-180MS4 / LS4

## TECHNICAL SPECIFICATIONS

Gross Volume:	<b>525 Liters</b>
Net Weight:	<b>125 Kg</b>
External Dimensions (with 150mm leg):	<b>1800 (W) x 750 (D) x 850 (H)</b>
Internal dims (mm):	<b>1432 (W) x 630 (D) x 588 (H)</b>
Temperature Range:	<b>-2°C to 12°C</b>
Shelf:	<b>6 nos. of shelves</b>
Refrigerant:	<b>R134A / 300 gram</b>
Power Supply:	<b>230V AC / 50Hz</b>
Heat Rejection:	<b>0.573 kW</b>
Temperature control:	<b>Electronic</b>


## FEATURES

*Special coated evaporator for long life | Cleanable and replaceable door gasket  
Perfect defrost for efficient cooling | Customer friendly design*

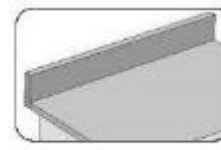
## NOTE

*Input voltage should be  $\pm 6\%$  | Operation condition 5°C to 43°C*

## Product Variation



**BASIC MODEL**



**WITH SPLASH  
BACK TOP 150mm**



**PREP. TABLE  
SINGLE ROW**



**PREP. TABLE  
DOUBLE ROW**



**PREP. TABLE SINGLE  
ROW WITH SB**



**PREP. TABLE DOUBLE  
ROW WITH SB**



# RTW-186MS4 / LS4

## TECHNICAL SPECIFICATIONS

Gross Volume:	<b>399 Liters</b>
Net Weight:	<b>113 Kg</b>
External Dimensions (with 150mm leg):	<b>1800 (W) x 600 (D) x 850 (H)</b>
Internal dims (mm):	<b>1432 (W) x 480 (D) x 588 (H)</b>
Temperature Range:	<b>-2°C to 12°C</b>
Shelf:	<b>6 nos. of shelves</b>
Refrigerant:	<b>R134A / 300 gram</b>
Power Supply:	<b>230V AC / 50Hz</b>
Heat Rejection:	<b>0.73 kW</b>
Temperature control:	<b>Electronic</b>



## FEATURES

Special coated evaporator for long life | Cleanable and replaceable door gasket  
Perfect defrost for efficient cooling | Customer friendly design

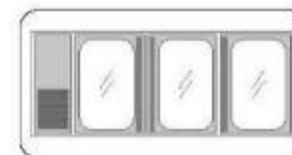
## NOTE

Input voltage should be  $\pm 6\%$  | Operation condition 5°C to 43°C

## Product Variation



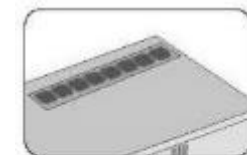
**BASIC MODEL**



**WITH GLASS**



**WITH SPLASH  
BACK TOP 150mm**



**PREP. TABLE  
SINGLE ROW**



**PREP. TABLE SINGLE  
ROW WITH SB**

# RTW-127MS4-GN / LS4-GN

## TECHNICAL SPECIFICATIONS

Gross Volume:	<b>281 Liters</b>
Net Weight:	<b>82 Kg</b>
External Dimensions (with 150mm leg):	<b>1200 (W) x 700 (D) x 850 (H)</b>
Internal dims (mm):	<b>832 (W) x 580 (D) x 588 (H)</b>
Temperature Range:	<b>-2°C to 12°C</b>
Shelf:	<b>4 nos. of GN rail</b>
Refrigerant:	<b>R134A / 260 gram</b>
Power Supply:	<b>230V AC / 50Hz</b>
Heat Rejection:	<b>0.56 kW</b>
Temperature control:	<b>Electronic</b>



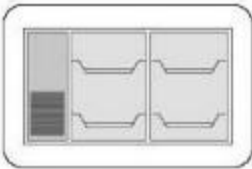
## FEATURES

*Special coated evaporator for long life | Cleanable and replaceable door gasket  
Perfect defrost for efficient cooling | Customer friendly design*

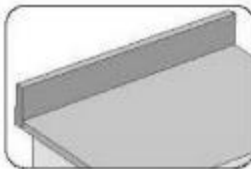
## NOTE

*Input voltage should be  $\pm 6\%$  | Operation condition 5°C to 43°C*

## Product Variation



**GN SUITABLE**



**WITH SPLASH  
BACK TOP 150mm**



**PREP. TABLE  
SINGLE ROW**



**PREP. TABLE SINGLE  
ROW WITH SB**

# RTW-177MS4-GN / LS4-GN

## TECHNICAL SPECIFICATIONS

Gross Volume:	<b>436 Liters</b>
Net Weight:	<b>94 Kg</b>
External Dimensions (with 150mm leg):	<b>1660 (W) x 700 (D) x 850 (H)</b>
Internal dims (mm):	<b>1432 (W) x 480 (D) x 588 (H)</b>
Temperature Range:	<b>-2°C to 12°C</b>
Shelf:	<b>6 nos. of GN rail</b>
Refrigerant:	<b>R134A / 300 gram</b>
Power Supply:	<b>230V AC / 50Hz</b>
Heat Rejection:	<b>0.73 kW</b>
Temperature control:	<b>Electronic</b>



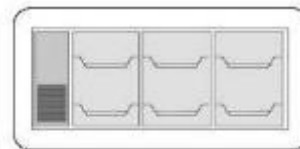
## FEATURES

*Special coated evaporator for long life | Cleanable and replaceable door gasket  
Perfect defrost for efficient cooling | Customer friendly design*

## NOTE

*Input voltage should be  $\pm 6\%$  | Operation condition 5°C to 43°C*

## Product Variation



**GN SUITABLE**



**WITH SPLASH  
BACK TOP 150mm**



**PREP. TABLE  
SINGLE ROW**



**PREP. TABLE SINGLE  
ROW WITH SB**



# RTW-120-DR

## TECHNICAL SPECIFICATIONS

Gross Volume:	<b>324 Liters</b>
Net Weight:	<b>91 Kg</b>
External Dimensions (with 150mm leg):	<b>1242 (W) x 750 (D) x 850 (H)</b>
Internal dims (mm):	<b>873 (W) x 635 (D) x 588 (H)</b>
Temperature Range:	<b>-2°C to 12°C</b>
Shelf:	<b>NA</b>
Refrigerant:	<b>R134A / 325 gram</b>
Power Supply:	<b>230V AC / 50Hz</b>
Heat Rejection:	<b>0.641 kW</b>
Temperature control:	<b>Electronic</b>


## FEATURES

*Special coated evaporator for long life | Cleanable and replaceable door gasket  
Perfect defrost for efficient cooling | Customer friendly design*

## NOTE

*Input voltage should be  $\pm 6\%$  | Operation condition 5°C to 43°C*

## Product Variation



**BASIC MODEL**



# RTW-170-DR

## TECHNICAL SPECIFICATIONS

Gross Volume:	<b>478 Liters</b>
Net Weight:	<b>128 Kg</b>
External Dimensions (with 150mm leg):	<b>1660 (W) x 750 (D) x 850 (H)</b>
Internal dims (mm):	<b>1293 (W) x 635 (D) x 588 (H)</b>
Temperature Range:	<b>-2°C to 12°C</b>
Shelf:	<b>NA</b>
Refrigerant:	<b>R134A / 325 gram</b>
Power Supply:	<b>230V AC / 50Hz</b>
Heat Rejection:	<b>0.641 kW</b>
Temperature control:	<b>Electronic</b>


## FEATURES

*Special coated evaporator for long life | Cleanable and replaceable door gasket  
Perfect defrost for efficient cooling | Customer friendly design*

## NOTE

*Input voltage should be ± 6% | Operation condition 5°C to 43°C*

## Product Variation



**BASIC MODEL**



**UNDER COUNTER  
FREEZER RANGE**

# FTW-70MS4 / LS4

## TECHNICAL SPECIFICATIONS

Gross Volume:	<b>170 Liters</b>
Net Weight:	<b>62 Kg</b>
External Dimensions (with 150mm leg):	<b>700 (W) x 750 (D) x 850 (H)</b>
Internal dims (mm):	<b>578 (W) x 630 (D) x 588 (H)</b>
Temperature Range:	<b>-7°C to -23°C</b>
Shelf:	<b>2 nos. of shelves</b>
Refrigerant:	<b>R404A / 255 gram</b>
Power Supply:	<b>230V AC / 50Hz</b>
Heat Rejection:	<b>0.57 kW</b>
Temperature control:	<b>Electronic</b>


## FEATURES

*Special coated evaporator for long life | Cleanable and replaceable door gasket  
Perfect defrost for efficient cooling | Customer friendly design*

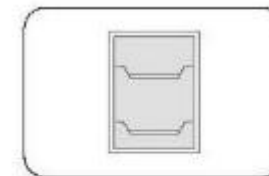
## NOTE

*Input voltage should be  $\pm 6\%$  | Operation condition 5°C to 43°C*

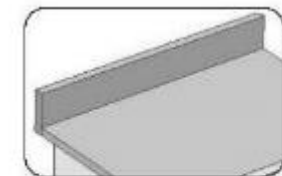
## Product Variation



**BASIC MODEL**



**GN SUITABLE**



**WITH SPLASH  
BACK TOP 150mm**



# FTW-120MS4 / LS4

## TECHNICAL SPECIFICATIONS

Gross Volume:	<b>305 Liters</b>
Net Weight:	<b>100 Kg</b>
External Dimensions (with 150mm leg):	<b>1200 (W) x 750 (D) x 850 (H)</b>
Internal dims (mm):	<b>832 (W) x 630 (D) x 588 (H)</b>
Temperature Range:	<b>-7°C to -23°C</b>
Shelf:	<b>4 nos. of shelves</b>
Refrigerant:	<b>R404A / 315 gram</b>
Power Supply:	<b>230V AC / 50Hz</b>
Heat Rejection:	<b>1.113 kW</b>
Temperature control:	<b>Electronic</b>

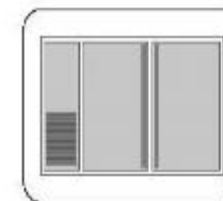
## FEATURES

*Special coated evaporator for long life | Cleanable and replaceable door gasket  
Perfect defrost for efficient cooling | Customer friendly design*

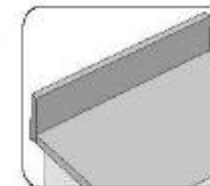
## NOTE

*Input voltage should be  $\pm 6\%$  | Operation condition 5°C to 43°C*

## Product Variation



**BASIC MODEL**



**WITH SPLASH  
BACK TOP 150mm**



# FTW-126MS4 / LS4

## TECHNICAL SPECIFICATIONS

Gross Volume:	<b>232 Liters</b>
Net Weight:	<b>89 Kg</b>
External Dimensions (with 150mm leg):	<b>1200 (W) x 600 (D) x 850 (H)</b>
Internal dims (mm):	<b>832 (W) x 480 (D) x 588 (H)</b>
Temperature Range:	<b>-7°C to -23°C</b>
Shelf:	<b>4 nos. of shelves</b>
Refrigerant:	<b>R404A / 315 gram</b>
Power Supply:	<b>230V AC / 50Hz</b>
Heat Rejection:	<b>1.113 kW</b>
Temperature control:	<b>Electronic</b>

## FEATURES

*Special coated evaporator for long life | Cleanable and replaceable door gasket  
Perfect defrost for efficient cooling | Customer friendly design*

## NOTE

*Input voltage should be  $\pm 6\%$  | Operation condition 5°C to 43°C*

## Product Variation



# FTW-150MS4 / LS4

## TECHNICAL SPECIFICATIONS

Gross Volume:	<b>415 Liters</b>
Net Weight:	<b>114 Kg</b>
External Dimensions (with 150mm leg):	<b>1500 (W) x 750 (D) x 850 (H)</b>
Internal dims (mm):	<b>1132 (W) x 630 (D) x 588 (H)</b>
Temperature Range:	<b>-7°C to -23°C</b>
Shelf:	<b>4 nos. of shelves</b>
Refrigerant:	<b>R404A / 300 gram</b>
Power Supply:	<b>230V AC / 50Hz</b>
Heat Rejection:	<b>1.32 kW</b>
Temperature control:	<b>Electronic</b>

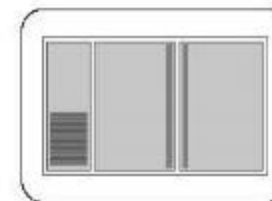
## FEATURES

*Special coated evaporator for long life | Cleanable and replaceable door gasket  
Perfect defrost for efficient cooling | Customer friendly design*

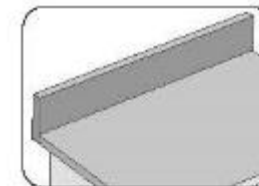
## NOTE

*Input voltage should be  $\pm 6\%$  | Operation condition 5°C to 43°C*

## Product Variation



**BASIC MODEL**



**WITH SPLASH  
BACK TOP 150mm**



# FTW-156MS4 / LS4

## TECHNICAL SPECIFICATIONS

Gross Volume:	<b>315 Liters</b>
Net Weight:	<b>104 Kg</b>
External Dimensions (with 150mm leg):	<b>1500 (W) x 600 (D) x 850 (H)</b>
Internal dims (mm):	<b>1132 (W) x 480 (D) x 588 (H)</b>
Temperature Range:	<b>-7°C to -23°C</b>
Shelf:	<b>4 nos. of shelves</b>
Refrigerant:	<b>R404A / 315 gram</b>
Power Supply:	<b>230V AC / 50Hz</b>
Heat Rejection:	<b>1.12 kW</b>
Temperature control:	<b>Electronic</b>

## FEATURES


*Special coated evaporator for long life | Cleanable and replaceable door gasket  
Perfect defrost for efficient cooling | Customer friendly design*

## NOTE

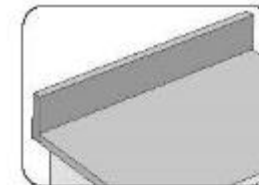
*Input voltage should be  $\pm 6\%$  | Operation condition 5°C to 43°C*



## Product Variation



**BASIC MODEL**



**WITH SPLASH  
BACK TOP 150mm**



# FTW-180MS4 / LS4

## TECHNICAL SPECIFICATIONS

Gross Volume:	<b>525 Liters</b>
Net Weight:	<b>127 Kg</b>
External Dimensions (with 150mm leg):	<b>1800 (W) x 750 (D) x 850 (H)</b>
Internal dims (mm):	<b>1432 (W) x 630 (D) x 588 (H)</b>
Temperature Range:	<b>-7°C to -23°C</b>
Shelf:	<b>6 nos. of shelves</b>
Refrigerant:	<b>R404A / 300 gram</b>
Power Supply:	<b>230V AC / 50Hz</b>
Heat Rejection:	<b>1.32 kW</b>
Temperature control:	<b>Electronic</b>




## FEATURES

*Special coated evaporator for long life | Cleanable and replaceable door gasket  
Perfect defrost for efficient cooling | Customer friendly design*

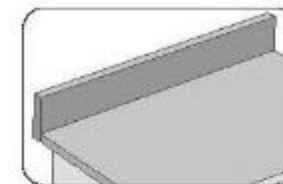
## NOTE

*Input voltage should be  $\pm 6\%$  | Operation condition 5°C to 43°C*

## Product Variation



**BASIC MODEL**



**WITH SPLASH  
BACK TOP 150mm**

# FTW-186MS4 / LS4

## TECHNICAL SPECIFICATIONS

Gross Volume:	<b>399 Liters</b>
Net Weight:	<b>115 Kg</b>
External Dimensions (with 150mm leg):	<b>1800 (W) x 600 (D) x 850 (H)</b>
Internal dims (mm):	<b>1432 (W) x 480 (D) x 588 (H)</b>
Temperature Range:	<b>-7°C to -23°C</b>
Shelf:	<b>6 nos. of shelves</b>
Refrigerant:	<b>R134A / 300 gram</b>
Power Supply:	<b>230V AC / 50Hz</b>
Heat Rejection:	<b>1.32 kW</b>
Temperature control:	<b>Electronic</b>




## FEATURES

*Special coated evaporator for long life | Cleanable and replaceable door gasket  
Perfect defrost for efficient cooling | Customer friendly design*

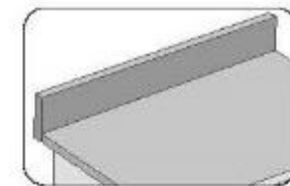
## NOTE

*Input voltage should be  $\pm 6\%$  | Operation condition 5°C to 43°C*

## Product Variation



**BASIC MODEL**



**WITH SPLASH  
BACK TOP 150mm**

# FTW-127MS4-GN / LS4-GN

## TECHNICAL SPECIFICATIONS

Gross Volume:	<b>281 Liters</b>
Net Weight:	<b>86 Kg</b>
External Dimensions (with 150mm leg):	<b>1200 (W) x 700 (D) x 850 (H)</b>
Internal dims (mm):	<b>832 (W) x 580 (D) x 588 (H)</b>
Temperature Range:	<b>-7°C to -23°C</b>
Shelf:	<b>4 nos. of GN rail</b>
Refrigerant:	<b>R404A / 315 gram</b>
Power Supply:	<b>230V AC / 50Hz</b>
Heat Rejection:	<b>1.113 kW</b>
Temperature control:	<b>Electronic</b>

## FEATURES

*Special coated evaporator for long life | Cleanable and replaceable door gasket  
Perfect defrost for efficient cooling | Customer friendly design*

## NOTE

*Input voltage should be  $\pm 6\%$  | Operation condition 5°C to 43°C*

## Product Variation



**GN SUITABLE**



**WITH SPLASH  
BACK TOP 150mm**



# FTW-177MS4-GN / LS4-GN

## TECHNICAL SPECIFICATIONS

Gross Volume:	<b>436 Liters</b>
Net Weight:	<b>98 Kg</b>
External Dimensions (with 150mm leg):	<b>1660 (W) x 700 (D) x 850 (H)</b>
Internal dims (mm):	<b>1432 (W) x 480 (D) x 588 (H)</b>
Temperature Range:	<b>-7°C to -23°C</b>
Shelf:	<b>6 nos. of GN rail</b>
Refrigerant:	<b>R404A / 300 gram</b>
Power Supply:	<b>230V AC / 50Hz</b>
Heat Rejection:	<b>1.32 kW</b>
Temperature control:	<b>Electronic</b>

## FEATURES

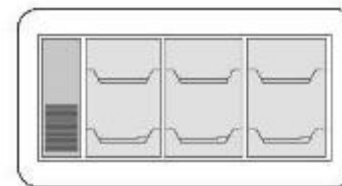
*Special coated evaporator for long life | Cleanable and replaceable door gasket  
Perfect defrost for efficient cooling | Customer friendly design*

## NOTE

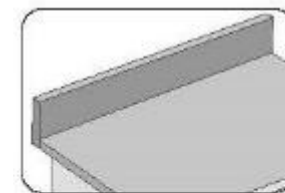
*Input voltage should be  $\pm 6\%$  | Operation condition 5°C to 43°C*



## Product Variation



**GN SUITABLE**



**WITH SPLASH  
BACK TOP 150mm**

# **UNDER COUNTER PRODUCT VARIATIONS - IMAGES**

# GLASS DOOR



# SPLASHBACK



# PREP TABLE – SINGLE ROW





# PREP TABLE – DOUBLE ROW



# PREP TABLE – SINGLE ROW + SPLASHBACK



# PREP TABLE – DOUBLE ROW + SPLASHBACK



# **UPRIGHT SHOWCASE**



# SRC900-HL

## TECHNICAL SPECIFICATIONS

Gross Volume:	<b>803 Liters</b>
Net Weight:	<b>160 Kg</b>
External Dimensions (with 150mm leg):	<b>900 (W) x 785 (D) x 2188 (H)</b>
Internal dims (mm):	<b>800 (W) x 612 (D) x 1675 (H)</b>
Temperature Range:	<b>-2°C to 12°C</b>
Shelf:	<b>10 nos. of shelves</b>
Refrigerant:	<b>R134A / 280 gram</b>
Power Supply:	<b>230V AC / 50Hz</b>
Heat Rejection:	<b>1.452 kW</b>
Temperature control:	<b>Electronic</b>

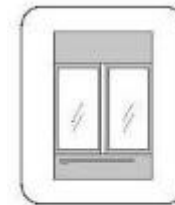
## FEATURES

*Special coated evaporator for long life | Cleanable and replaceable door gasket  
Perfect defrost for efficient cooling | Customer friendly design*

## NOTE

*Input voltage should be  $\pm 6\%$  | Operation condition 5°C to 43°C*

## Product Variation



**BASIC  
MODEL**